

Dingo Servo Mounts

Newsletter May 2020.

It's been a while since I sent out a Newsletter and felt it was appropriate given the conditions we find ourselves in at the moment.

I trust you are all keeping well and safe from the dreaded virus.


Also given the fact that all shows and exhibitions have been cancelled or postponed, I wanted to use this opportunity to show you some of our latest offerings.

Over the last year or so, we have expanded the range of products we sell and would like to highlight just a few in this Newsletter.

Micro 10

Since its launch in July last year, this mount has been a runaway success.

We have now discontinued the faithful Micro 8 in favour of the new Micro 10 which has the same footprint, but is quite a bit smaller in height.



We have also launched Micro 10 multipacks containing 4 complete mounts, minus the switches and switch mounting hardware.


This was done specifically for those who use relay outputs from their control software to change the frog polarity etc.

Switches can still be obtained in packs of 10 with all screws etc. A second switch pack offers the ability to double stack switches with longer screw.

Underboard Tie Bar kit.

I had quite a few requests from finescale modellers for a way of using the Dingo mounts with hand laid track and no surface tie bar.

My new 3D printer came to the rescue and we created a plastic attachment for our Low Profile Mounts which had the largest free space to accommodate the extra parts.



This unit is available in 3 sizes to work with n, 00 and O gauge rails.

It is quite easy to fit and is fully adjustable to match the rail pitch.

To Unsubscribe from these newsletters please send a blank email to dingoservo@gmail.com with "unsubscribe" in the subject line.

Servo Control Boards

We launched our single servo board in the middle of last year and it is proving very popular. It is a no frills board with constant set slow speed. The endpoints of travel can easily be set with a setting box and thereafter the board will continue to operate everytime the switch is closed.

It has proved so popular that we have recently launched



a Twin control board which controls 2 servos independently using the same setting box.

We are running a spring special which offers a choice of board, Micro 10 mount(s) and servo(s)

Visit the website for more details www.dingoservo.co.uk

Future developments.

We are currently working on a series of uncouplers for various units.

These are being trialled at the moment to make sure that they are reliable before being released onto the market.




We have a simple adapter for a standard signal mount which holds 2 flat magnets 50x10x1.5mm and is designed to operate Spratt and Winkle couplings from below the baseboard.

These have been fitted to a club layout that was due to be at the Alexandra Palace show in March, but sadly this did not happen.

The other unit which is in trial at the moment is designed to operate Kaydee couplers and Dapol n gauge couplers using a pair of 40x8x10 magnets

We are hoping to have this available by the end of the summer.



Videos

I have created a few new videos on Youtube which can also be accessed from our webpage.

These include assembly instructions for the Micro 10 and the Dual Signal mount

There are also videos on how to fit a point motor kit to the baseboard and for the "n" gauge modellers, a "HOW TO USE" for the n Gauge track pin jig.

Wishing you some very happy modelling in this time of lockdown.

With Kind Regards

Dave

dingoservo@gmail.com

www.dingoservo.co.uk

Spring Special

Single special
1 x Micro 10 Kits
1 x SG90 Clone
1 Single Servo Control Board
£18
save £5

Twin Special.
2 x Micro 10 Kits
2 x SG90 Clones
1 Twin Servo Control Board
£30
save £6

De Luxe Setting Box
If bought with one of the above specials.
£10
save £5

Prices exclude postage
Prices valid as long as stocks last

dingoborders.org